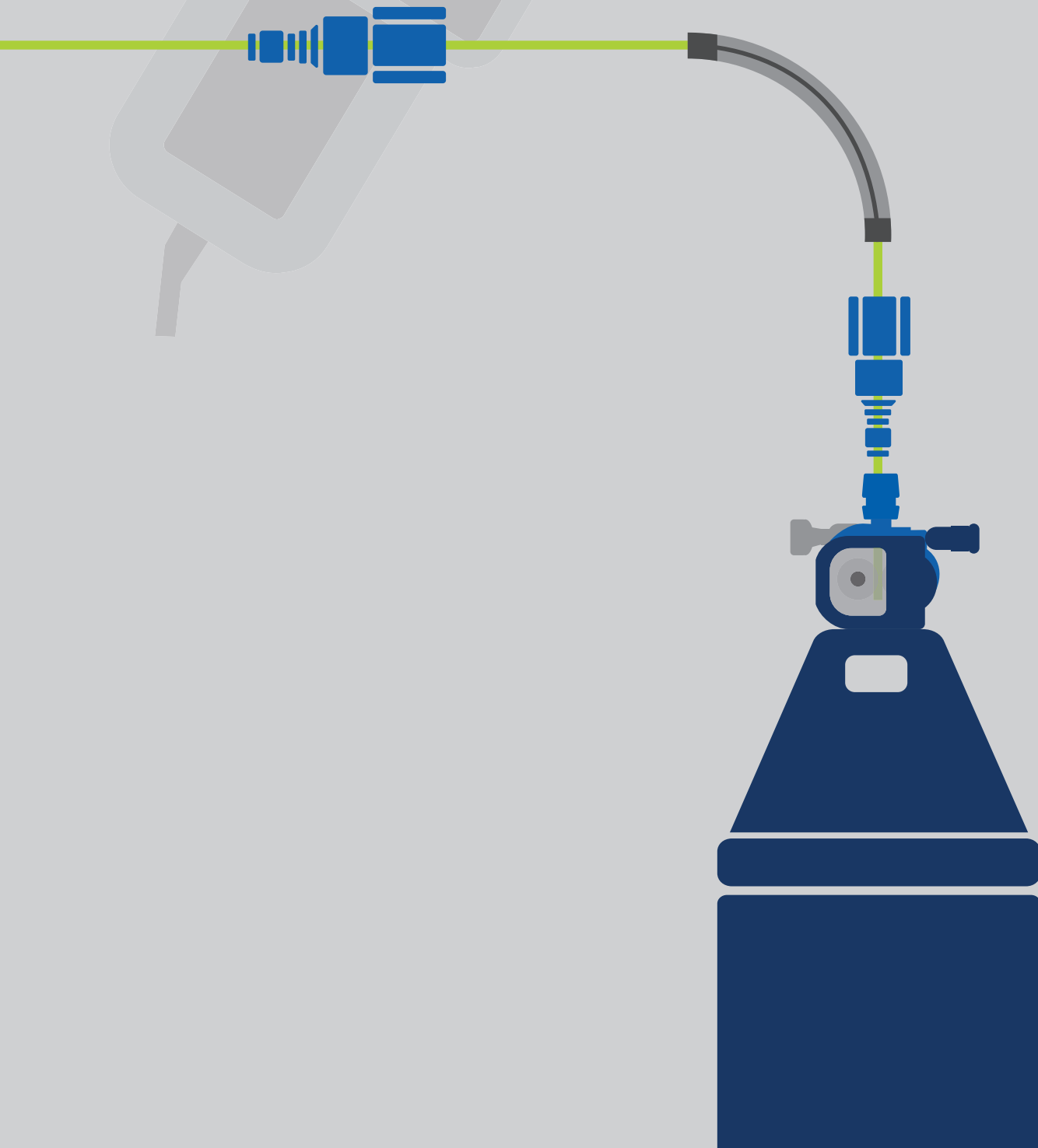





# The art of wire feeding

Product Catalog  
welding wire dispensing systems



# About Wire Wizard



## Dear Welding Associate,

You are about to discover the world of Wire Wizard – a world where wire feeding is no longer a source of friction but a key to stable, efficient production. Each Wire Wizard solution is designed to solve the challenges that cause downtime, inconsistent weld quality or unnecessary maintenance costs.

Wire Wizard has been the global leader in wire dispensing products since 1985. Brought to Europe in 1999, we have continuously developed our range by anticipating customer needs and working closely with welding professionals. This direct collaboration ensures our products deliver not only technical reliability but also tangible value: higher productivity, longer equipment life and fewer interruptions.

## What is Wire Wizard?

Wire Wizard is a complete product range for feeding welding wire from any type of drum or spool to any brand of wire feeder. Whatever drum you use, we provide a dedicated cone that fits perfectly. Whatever robot or manual welding machine you work with, there is a connector that matches your feeder.

In combination with our high-quality conduits, you can connect any setup quickly and reliably. Every connection is equipped with quick-disconnect fittings, making wire changes or cleaning fast and straightforward. This flexibility allows you to switch wire types without extended downtime, keeping your welding cell running at its best.

Our primary goal is to boost the performance of your welding cell.

## Five steps to your solution

Wire Wizard keeps wire feeding straightforward and reliable. Every setup can be connected using universal connectors, while the right conduit is easy to select. This makes it simple to compose a configuration tailored to your welding cell – saving time and ensuring a stable, low-maintenance system.

This catalogue walks you through five logical steps to build the perfect setup. The online Wire Wizard Tool offers the same process, guiding you step by step and allowing you to add all selected components directly to a quotation request.

*“Give us your worst-performing welding cell, and we’ll transform it into your best.”*

## Wire Guide Modules

The Wire Guide Modules represent one of the most significant innovations in wire feeding in recent years – a completely new approach to guiding welding wire.

Our philosophy: The main source of friction in wire transport is the number of bends and curves within the conduit. By eliminating these bends, friction is drastically reduced, resulting in smoother wire feeding and fewer interruptions.

In this concept, the straight sections of the wire path are handled by standard conduits, while the bends are created using Wire Guide Modules. Each module forms a 45° curve and can be combined to create 90°, 135°, or even 180° turns. This design makes it possible to cover long distances without additional feeding assistance, while maintaining a stable wire flow.

## The possibilities

The Wire Wizard range offers a complete solution for all wire feeding challenges, using high-quality components designed for maximum reliability. By combining a few core products, any welding robot or machine can be equipped with a wire drum positioned at a flexible distance.

An additional advantage is the use of quick-disconnect connections on every component. This allows the conduit to be cleaned or replaced in a matter of seconds and makes switching between different wire types fast and easy – reducing downtime and increasing productivity.



Configure your ideal setup in five easy steps at [www.wire-wizard.eu](http://www.wire-wizard.eu) and request a quote instantly.

# Step 1 - Cones

## Unbreakable polyethylene cones

Durable, universal-fit cones with flexible viewing flaps. Made from impact-resistant polyethylene, these cones are built to withstand heavy industrial use and come with a lifetime guarantee. Designed to fit all standard drum types, they feature dual flexible flaps for quick visual checks of the wire level, reducing downtime and ensuring smooth, uninterrupted feeding.



### Round drum cone

Round drum cone for Economical or Environmental fiber drums. The lip securely anchors the cone to the drum.

Size in cm	Part No.
52 cm	WW10201F
59 cm	WW10231F
66 cm	WW10260F



### Octagon drum cone

Octagon drum cone for octagonal packs. The lip securely anchors the cone to the pack.

Size in cm	Part No.
52 cm	WWOC205
60 cm	WWOC235 H
60 cm	WWOC235 L



Low profile hood



### Square drum cone

Square drum cone for square packs. The lip securely anchors the cone to the pack.

Size in cm	Part No.
54 cm	WWSC-21
61 cm	WWSC-24
72 cm	WWSC-28



### Round drum cone

Round drum cone for standard fiber drums. Mounted with the metal ring supplied with the drum.

Size in cm	Part No.
51 cm	WW10200C
52 cm	WW10204C



# Step 2 - Cone connectors

## Direct Pull Kit

The WWDP is the most universal cone-connector and is the right choice for 99% of all applications.

The kit contains a female connector with insulation-sleeve, a washer and a ceramic insert in a delrin socket.



WW-DP

## Cone Connector Insulator

Insulator for the drum connection

WW-DI

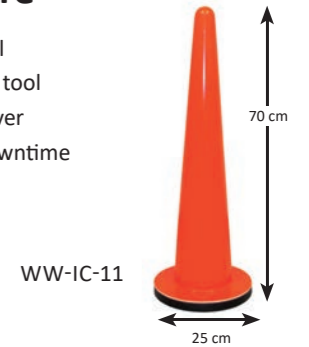
WW-QDI

Universal insulation sleeve for all quick disconnects.



## Re-usable drum core

The re-usable drum core is special designed for coreless drums. This tool prevents the wire from flipping over inside the drum. Herewith the downtime caused by tangled wire is history.

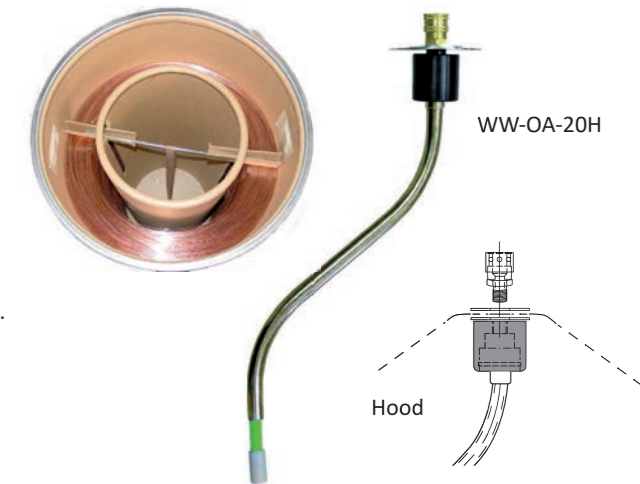


WW-IC-11

## Orbital Arm kit

The orbital arm is developed to solve problems which can occur during the unwinding of drums. Small diameter wires and heavy tangling wire can cause nuts inside the drum. With the orbital arm these problems can be solved easily.

The orbital arm prevents the wire to get caught-up by the center-core of the drum.



WW-OA-20H

Hood

## Wire detection

Wire sensor block M12 (male thread in, female out)



WWSBM12

Wire end sensor 24V (including 10 Mtr Cable)




WWA5-E34-NC (Normally close)  
WWA5-E34-NO (Normally open)  
The wire-end-detection-sensor can be used at Mild steel, stainless steel and aluminum.

Mounting at drum-cone by using WWDP



# Step 3 - Conduits for Mild Steel

## Extra Flexible Conduit



The Wire Wizard extra flexible conduit is made with a hardened metal spring and an elliptical wire design for:

- Reduced contact with the welding wire surface, minimizing wear.
- Lower friction for smoother, more consistent feeding.
- Rounded edges in bends to prevent damage or shaving.
- Easy wire insertion, even over long distances.



The double insulation jacket provides the right balance between stiffness and flexibility, ensuring optimal control and durability.

	Part No.	Dimensions in mm inside x outside	Connector	Use for wire	Order quantity	Bulk length
	FC-X	6,0 x 12,7 mm	A-10CX	0,6 -1,6 mm	Per mtr	30,5 mtr
<b>The FC-X liner is the standard for MIG/MAG welding</b>						
	FC-XH	7,5 x 15,5 mm	A-10R	1,6 - 2,4 mm	Per mtr	30,5 mtr
	FC-XH-LW	10,0 x 19,0 mm	A-9+A6	2,4 - 5,0 mm	Per mtr	30,5 mtr

## Get connected in 3 steps

- Cut your conduit at the right length with a cutter or angle grinder. **Attention: Do not strip it**
- Push the connector onto the liner. Make sure the clamping ring is in place.
- Tighten the connector with two wrenches.



## Extra Flexible Conduit in fixed lengths with swaged connectors

All conduits in our range are also available in fixed lengths with swaged connectors. For the FC-X we have made some standards.

Length*	Part No.
1,5 m	FCX015
3,0 m	FCX030
5,0 m	FCX050
8,0 m	FCX080
10,0 m	FCX100

Two Swaged connectors


One side with polymer strain relief

\*Other lengths can be made at request



# Step 3 - Extreme Flexible Conduit

## Extreme Flex Conduit



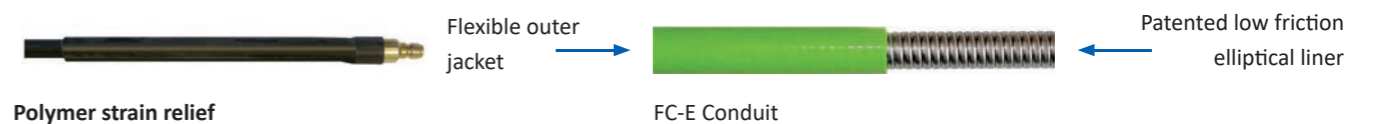
The extreme flexible conduit is designed for robotic applications where the robot operates in very tight welding cells.

When a standard stiff conduit is used in such conditions, it can snag on other components or hit cell walls during fast robot movements, causing damage to feeder connectors.

The extreme flexible conduit bends easily into narrow spaces around the robot, ensuring reliable feeding and minimizing wear.

### Extreme Flex Conduit

Shown as cut length with connectors and strain reliefs



### Polymer strain relief

Included on all pre-cut lengths

## Available lengths and connectors

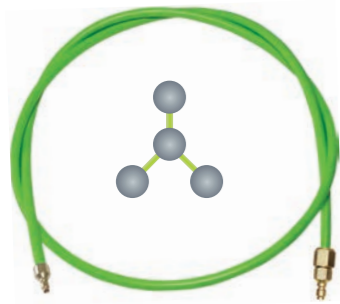
FC-E Conduit per meter	
	FC-E Diameter: 6,0 x 11,7 mm Order quantity: per meter Bulk length: 30,5 meter
	Standard connector A-10CH
	A-11E-2-3 Reinforcement tube
	Strain relief connector A-10CH-SR



FC-E Conduit in fixed lengths with two different connections			
Wire Wizard		Panasonic/Nitto	
3,0 m	FCE030W	3,0 m	FCE030P
5,0 m	FCE050W	5,0 m	FCE050P
7,5 m	FCE075W	7,5 m	FCE075P
10,0 m	FCE0100W	10,0 m	FCE0100P
2x at conduit	At feeder / drum	2x at conduit	At feeder / drum
Wizard male bayonet fits wizard female QD		Panasonic fits Niito HI Cupla Ace connector	

# Step 3 - Conduits Stainless Steel & Aluminum

## Polymer Conduit



The Wire Wizard polymer conduit combines low friction, high wear resistance, and durability in a lightweight cross-linked polymer design – ensuring smooth wire feeding and a long service life.

- Low friction coefficient
- Extended wear resistance
- High durability
- Lightweight construction

Tested for maximum durability by continuously flexing it back and forward. The EC-4 lasts over 200.000 times. That's the amount of the leading competition times 70!



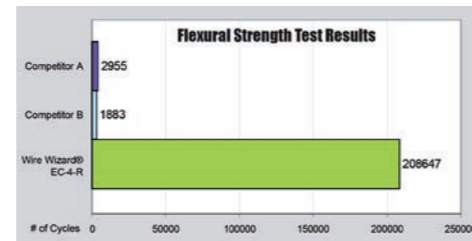
EC-4 Crosslinked Conduit



Non-Crosslinked Conduit A

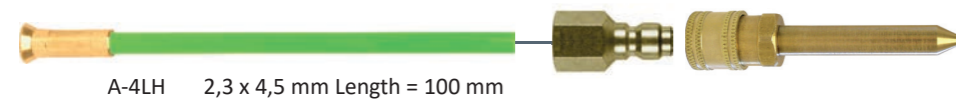


Non-Crosslinked Conduit B



	Part No.	Dimensions in mm	Connector	Use for wire	Order quantity	Bulk length
	EC-4	7,6 x 11,7 mm	A-10CH	0,6 - 1,6 mm	Per mtr	152 mtr
<b>The EC-4 liner is the standard for MIG/MAG welding</b>						
	EC-5	10,0 x 15,2 mm	A-10R	1,6 - 5,0 mm	Per mtr	152 mtr

## Polymer liner insert for metal-free connector transit



The A-4LH is designed to prevent wire shaving on steel connectors. The EC-4 conduit aligns perfectly with the liner insert, ensuring the wire passes through a completely metal-free path for smooth and damage-free feeding.




## Polymer Conduit in fixed lengths with thread connectors

All conduits in our range are also available in fixed lengths with thread-connectors For the EC-4 we have some standards.

Length*	Part No.	Length*	Part No.
1,5 m	EC4-015	8,0 m	EC4-080
3,0 m	EC4-030	10,0 m	EC4-100
5,0 m	EC4-050	12,0 m	EC4-120

\*Other lengths can be made at request



# Step 4 - Conduit Connectors

## Connectors for Extra Flexible Conduit

Conduit	Compression	Press-on	In-Line	Union	
FC-X	A-10CX	A-11X	A-10XM		For connectors with a strain relief add -SR to the article number
FC-XH	A-10R	A-11XH	A-10RM	A-10RU	
FC-XH-LW	A9 + A6 (HD see page 24)	A-11XH-LW	A-9	A-9U	

## Connectors for Extreme Flexible Conduit

Conduit	Compression	In-Line	Compression with Strain relief
FC-E	A-10CH	A-10HM	A-10CH-SR

A-11E-2-3 reinforce-ment tube

## Connectors for Polymer Conduit

Conduit	Compression	Self threading	In-Line	Union	
EC-4	A-10CH	A-16F4	A-10HM		For connectors with a strain relief add -SR to the article number
EC-5	A-10R	A-16F5	A-10RM	A-10RU	

## Replacement ferrules for compression connectors

Re-use the connector by only replacing the ferrule



Conduit	Part No.
EC-4 & FC-E	A-10CFE
FC-X	A-10XFE
FC-XH & EC-5	A-10RFE
FC-XH-LW	A-9-FE

# Step 5 - Feeder connectors

To connect the conduit to your wire feeder, Wire Wizard offers a wide range of feeder adapters – one for each brand commonly used in the welding industry. All feeder adapters feature a female quick-disconnect

that fits the male bayonet on the conduit, enabling:


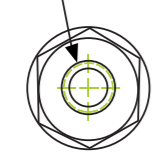
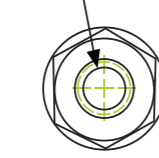
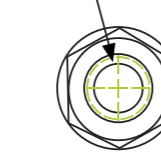
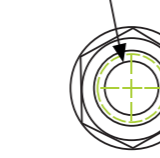
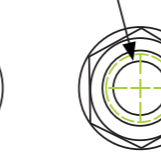
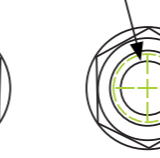
- Quick and easy conduit exchange.
- A rotation point at the feeder to reduce torsion in the conduit.

<b>A-1LN-23B 12 x 35mm</b> Fits: <ul style="list-style-type: none"> <li>• Lincoln</li> <li>• Esab</li> <li>• Cloos</li> <li>• EWM</li> <li>• Kemppi</li> <li>• Lorch</li> <li>• etc</li> </ul>	<b>A-1FRO 13 x 47mm</b> Fits: <ul style="list-style-type: none"> <li>• Fronius</li> <li>• SKS</li> </ul>	<b>A-3QDF-4</b> 9/16"-18UNF Thread Fits: <ul style="list-style-type: none"> <li>• Panasonic</li> <li>• OTC</li> <li>• Yaskawa</li> </ul>	<b>A-4 plus A-14</b> For: insulated plate mounting and universal use	<b>A-5FRO</b> For: Fronius TPSI feeders
--	--	---	--	---

## Quick Disconnects (female)

<b>A-4=Brass</b> <b>A-4ST=Steel</b> 1/4" NPT	<b>A-14</b> Derlin plastic 1/4" NPS	<b>A-14L</b> A=14 in low profile	<b>A-14KIT</b> 2x A-4ST + A-14L Low profile bulkhead the two A-4ST connectors-touch in the middle for better feed through of the wire	<b>A-14BK</b> 1x A14KIT + A-14B <b>A-14B</b> Bracket only	<b>A-4S</b> Ring + Nut 1/4" BSP-M (GAS)	<b>A-5</b> Brass-copper 1/2" NPS-M
--	---	-------------------------------------	---	--	---	--

## Quick Disconnect with inside thread to mount directly at the inlet guide of the feeder

1/4" - NPT-F Thread  <b>A-3</b>	7/16" - 20 Thread  <b>A-3</b>	1/2" - 20 Thread  <b>A-3QDF-2</b> OTC	9/16" - 18 Thread  <b>A-3QDF-3</b> Motoman	M14 x 1.5 Thread  <b>A-3QDF-4</b> Panasonic	M10 x 1 Thread  <b>A-3QDF-5</b>	 <b>A-3QDF-8</b>
---	--	---	--	--	--	--

## WWTT-DP



WWTT-DP for plate mounting with ceramic insert





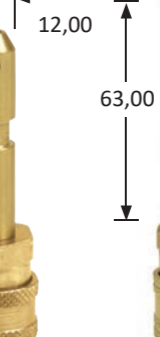

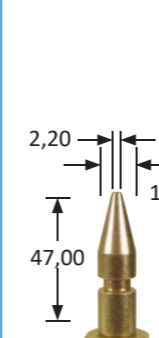

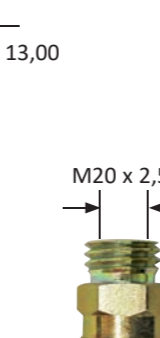
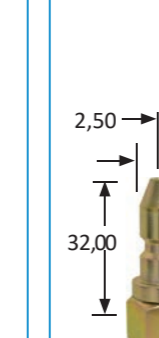
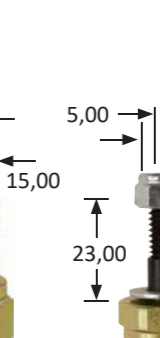
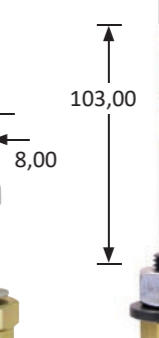
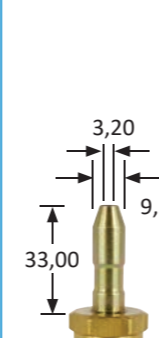
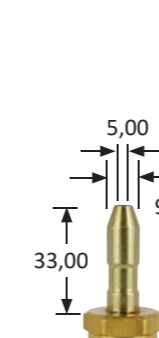
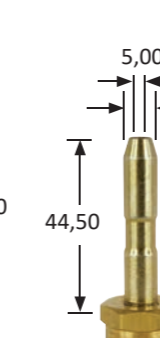



## Bayonet (male) connectors

<b>A-16MST</b> 1/4" NPT-M for use in Derlin thread	<b>A-15</b> 1/4" BSP (GAS) A-15-1 7/16"-20 A-15-2 1/2"-20	<b>A-16F5</b> 3/8" NPT-F A-16F6 1/2" NPT-F	<b>A-16F4</b> 1/4" NPT-F
---	--	---	-----------------------------

## Thread adapters

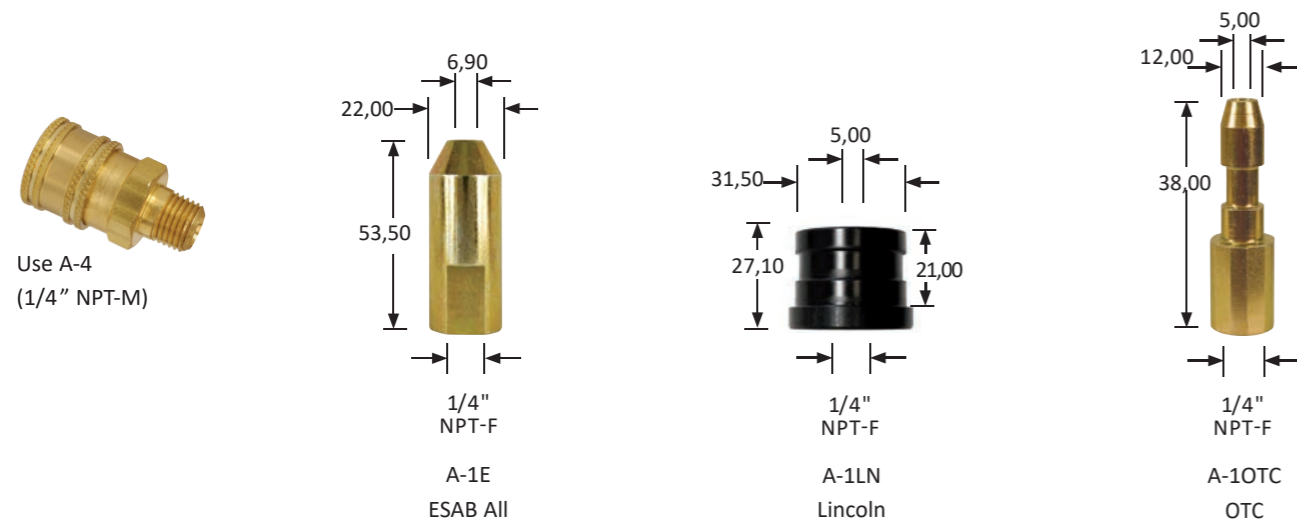
<b>A-17G</b> 1/4" F → 3/8" M	<b>A-18G</b> 1/4" F → 1/2" M	<b>A-18G1</b> 3/8" F → 1/2" M
---------------------------------	---------------------------------	----------------------------------

## Inlet guides with quick disconnect special for one brand

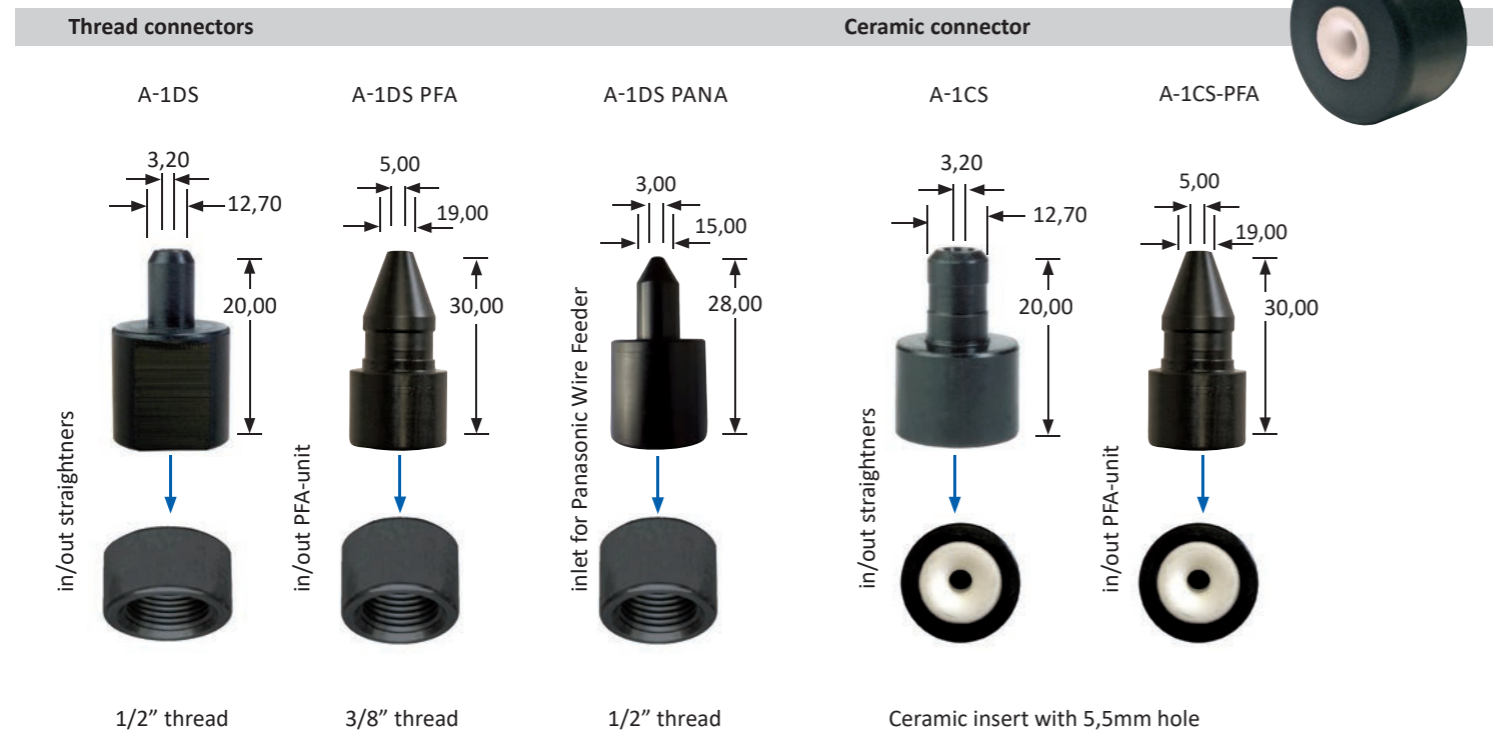
<b>12 mm Adapters</b>  <b>A-1LN-23B</b> Multiple use	 <b>A-1CL</b> Cloos	 <b>A-1LN-23A</b> Lincoln	 <b>A-1MOT-HP</b> Motoman	 <b>A-2SKS</b> SKS	 WW-QDI Connector insulation sleeve
<b>Fronius adapters</b>  <b>A-1FRO</b> Fronius Feeder	 <b>A-2FRO</b> Fronius Feeder	 <b>A-5FRO</b> Fronius TPSI	<b>Other adapters</b>  <b>A-2PA-QD</b> Panasonic	 <b>A-1NA-5</b> Lincoln	 <b>A-1MOT-AU</b> Motoman
<b>9,5 mm adapters</b>  <b>A-1B-C</b>	 <b>A-1B-CHD</b>	 <b>A-1A-C</b>	 <b>A-1A</b>	 <b>A-1A-45</b>	 <b>A-2NA-5</b> Inlet adapter for Lincoln Twinarc feeder

# Wire straighteners


## Inlet adapters with female thread



## Delrin-plastic connectors for insulated feed through

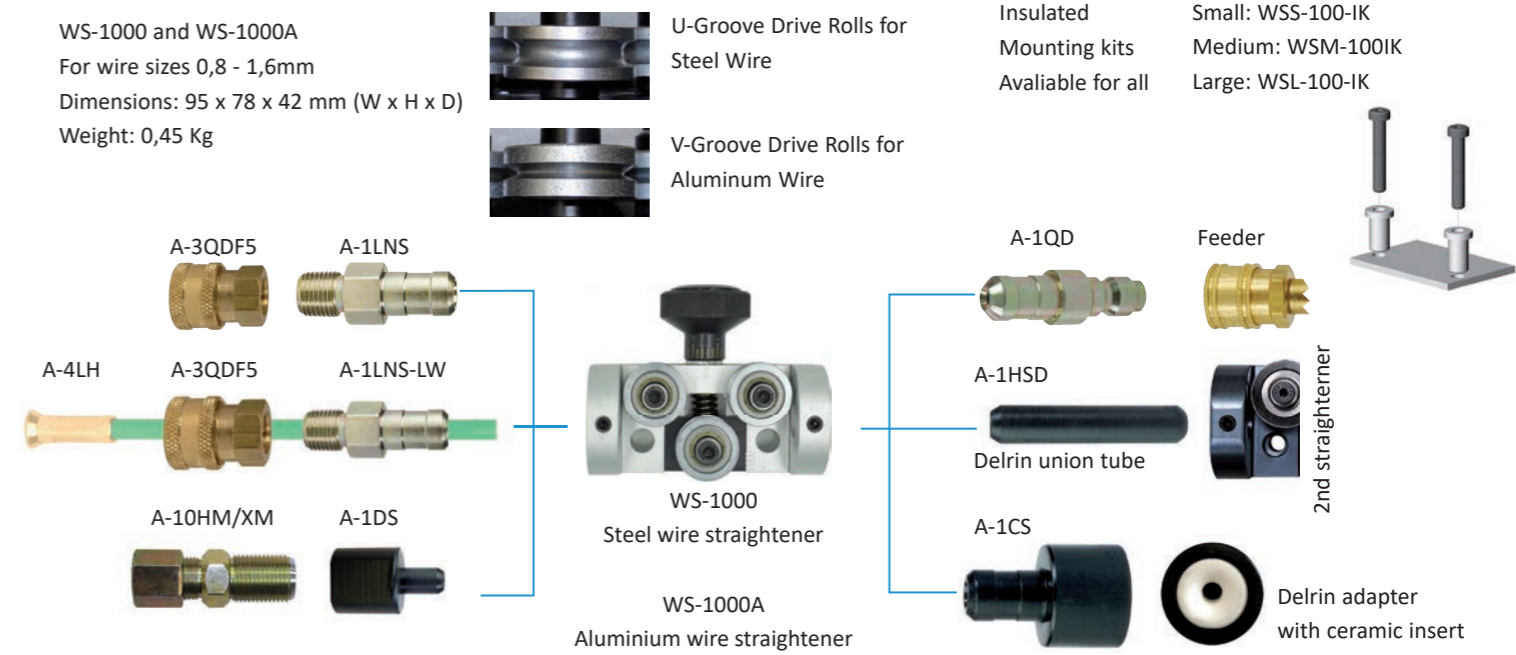


## Universal inlet guide with quick disconnect




## Small Wire Straightener

WS-1000 and WS-1000A  
For wire sizes 0,8 - 1,6mm  
Dimensions: 95 x 78 x 42 mm (W x H x D)  
Weight: 0,45 Kg




## Medium Wire Straightener

WS-1000H  
For wire sizes 2,0 - 3,2 mm  
Dimensions: 145 x 85 x 48 mm (W x H x D)  
Weight: 0,8 Kg



## Large Wire Straightener

WS-1000L  
For wire sizes 4,0 - 6,0 mm  
Dimensions: 220 x 140 x 58 mm (W x H x D)  
Weight: 1,8 Kg

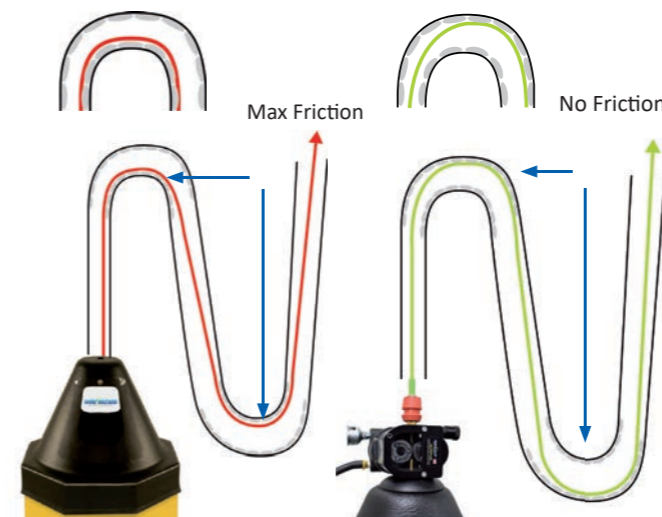


## Facts and fables about Straighteners

These straighteners feature an aluminium body, insulated rollers and a calibrated tension knob with scale for fine adjustment. Although referred to as wire straighteners, they actually function as wire benders. A unit with three rollers bends the wire to correct its shape. When used with wire coming from a spool, the wire is straightened by bending it in the opposite direction. For wire from a drum, the unit bends the wire to prevent wobbling at the torch, ensuring the wire exits in a controlled, single direction. This is particularly important when using aluminium wires from drums.

For best results, we recommend mounting the straightener at the entrance of the wire feeder.

# Pneumatic Feed Assist - PFA



### Why?

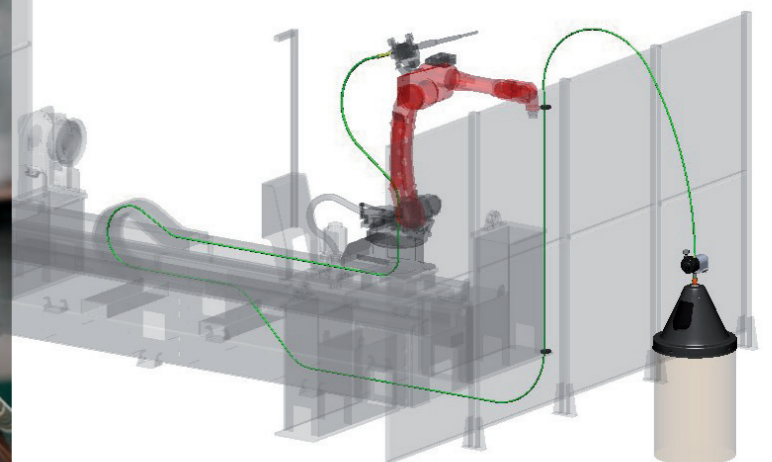
The PFA is the ideal solution for long cable runs – 20, 30 or even over 40 meters. It ensures consistent wire feeding across these distances, reducing drag and maintaining stable performance.

### How?

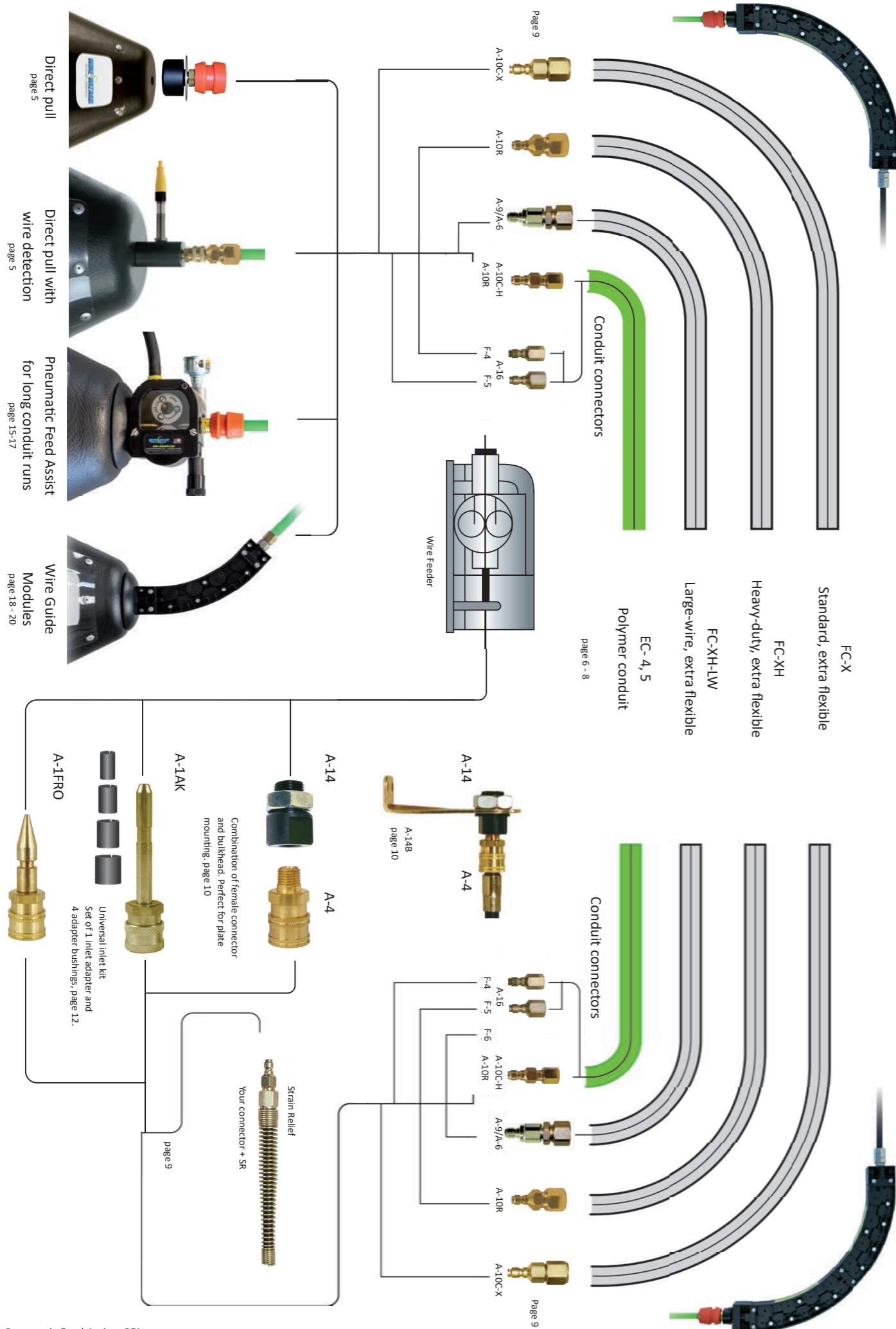
The air-powered motor pushes the wire to the outer edge of the conduit, maintaining controlled mechanical tension. Once welding starts, the wire is pulled to the inner edge, reducing resistance and allowing the air motor to run freely. This process makes the wire effectively “float” within the conduit, ensuring smooth and low-friction feeding.

### Features

- Works independent, no signal needed, shop air only
- Feeds wire over 46 meters
- Works with all wires and all welding machines
- Reduces drag, wear and arc failures
- Increases conduit life, feeder life and production



All these options can be used in combination with a cone of your choice



# Wire Feed Assist

## PFA-3

### Advantages:

- Quick and easy roll exchange
- Compact housing for flexible installation
- Also suitable for SAW applications



1 mtr hose



PFA-OIL

All items above are included in the standard set

## PFA Drive Rolls


All PFA drive rolls are hard chromed and polished for maximum performance and durability.



Discription	Part No.
U-groove Feed roll 1,0mm for PFA (per piece)	PFADR10
U-groove Feed roll 1,2mm for PFA (per piece)	PFADR12
U-groove Feed roll 1,4mm for PFA (per piece)	PFADR14
U-groove Feed roll 1,6mm for PFA (per piece)	PFADR16
Other diameters at request	

# Feed Assist Accessories

## Wall mount bracket



### Advantages:

- PFA no longer mounted at drum cone
- Easy drum replacement
- No longer dependent on drum shape

PFA can be mounted to the wall/cell above the drum. This bracket is supplied with bolts.



Order one extra inlet adapter. Either with quick disconnect or ceramic insert.

## Single solenoid kit

Solenoid valve kit used to reduce air consumption by the PFA during down time.

This 24 volt valve kit is supplied with 10 mtr cable and the needed 3/8 thread connectors and is mounted at FRL entrance. The signal the solenoid uses can be connected parallel to the gas valve, or in case of SAW welding, parallel with the flux valve, in both cases the PFA will always be powered during welding.




PFA-SK

## Double solenoid kit

Double action solenoid valve kit used at classic PFA to feed and retract the wire if needed


### Kit is supplied with:

- Filter/Regulator
- Liquidator (oil-unit)
- 24Volt Solenoid valve
- 2x 10 meter electrical cable
- 2x 2 meter pneumatic hose 8mm
- Pneumatic quick connectors 8mm with 1/4 thread
- Low threshold quick exhaust for motor outlet
- Exhaust filter



PFA-SK2

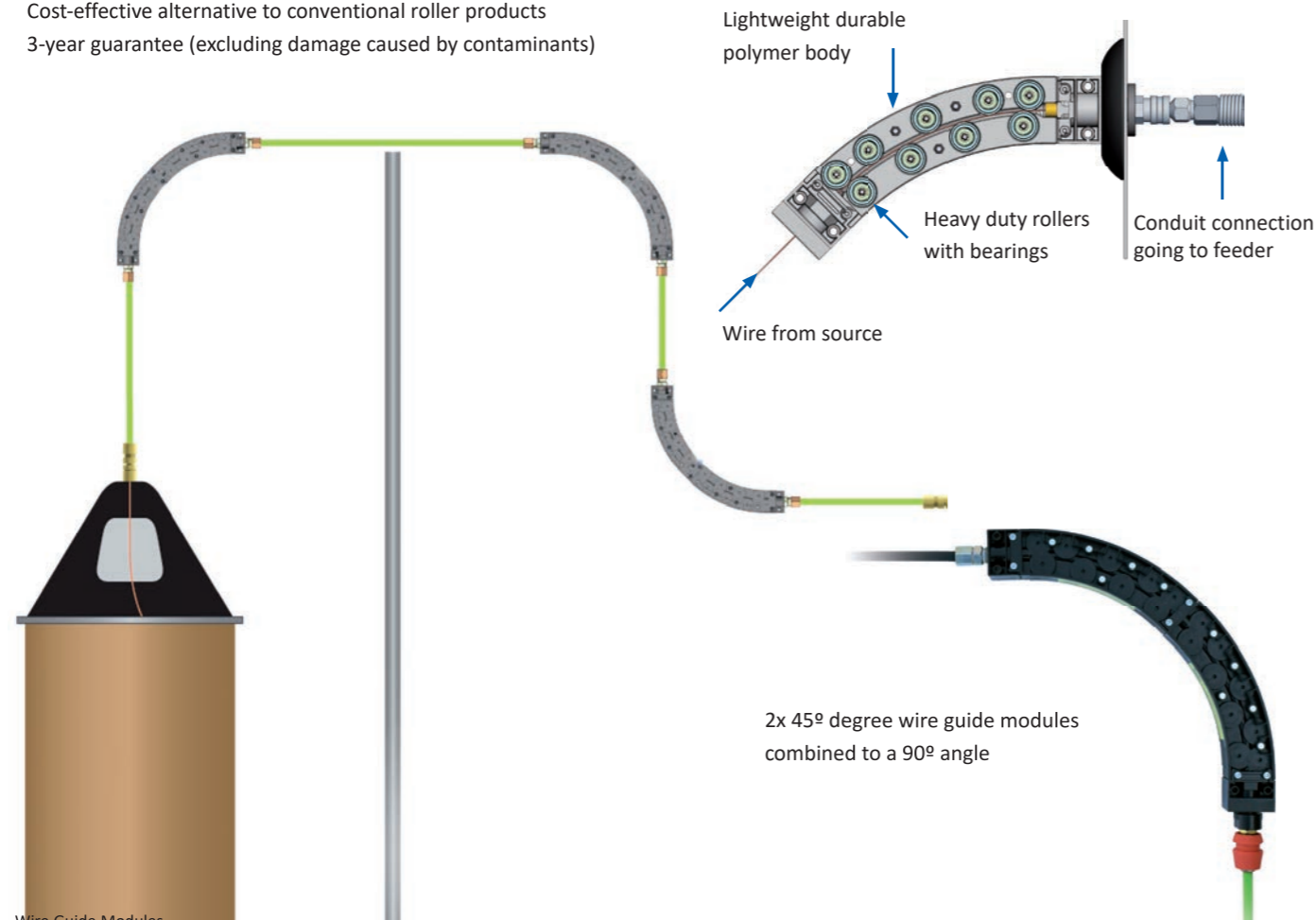
# Wire Guide Modules



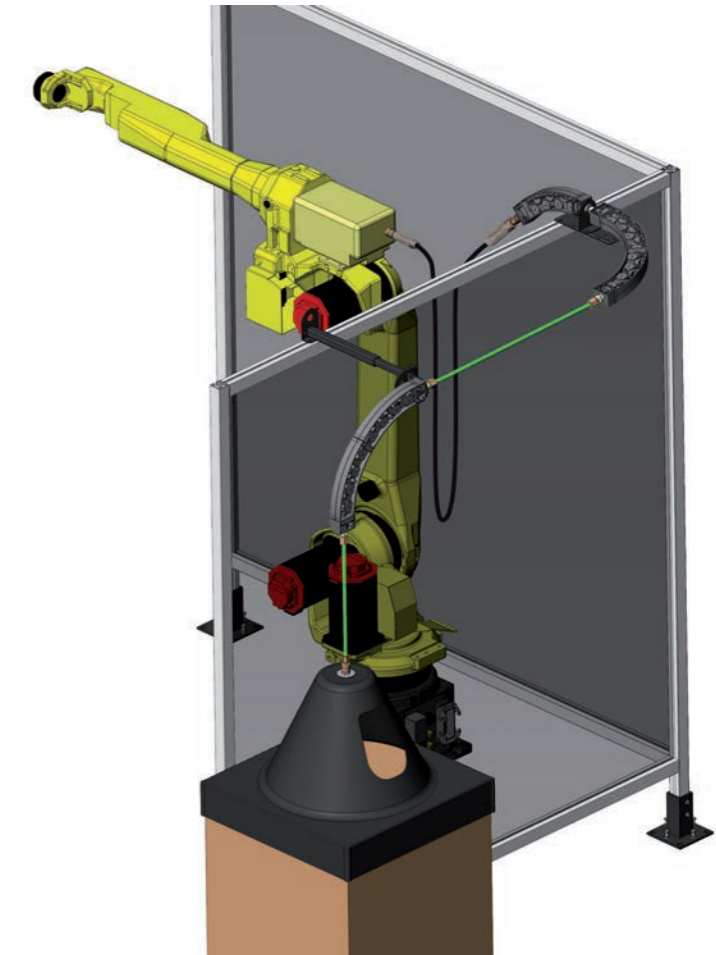
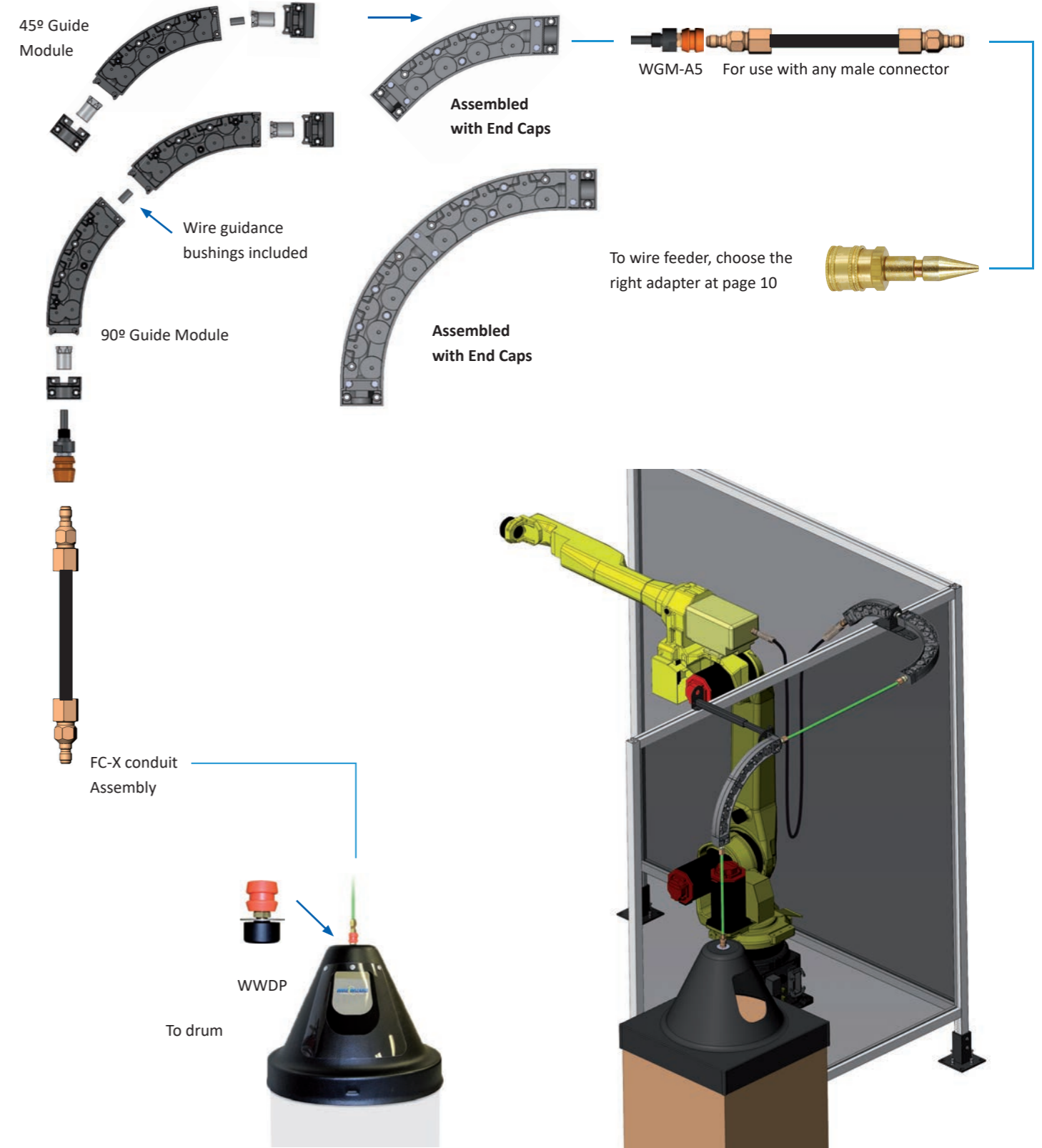
Wire Guide Modules eliminate the main source of friction in your wire path – sharp bends. By replacing these with smooth, controlled curves, resistance and wear are significantly reduced. This enables reliable wire feeding over 30 meters without the need for additional assist systems.

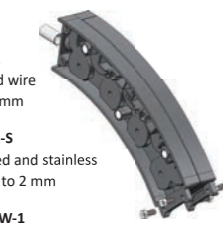
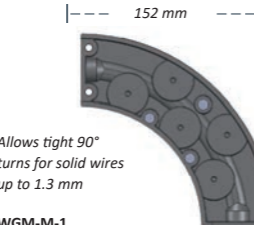


**Key benefits:**

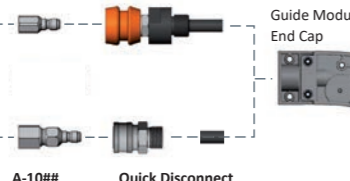
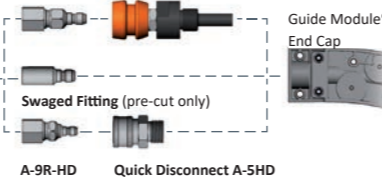
- Create any required angle by connecting 45° modules (e.g., 90°, 135°, or 180°)
- Compatible with all wire types from 0.6 to 2.4 mm
- Cost-effective alternative to conventional roller products
- 3-year guarantee (excluding damage caused by contaminants)



## Installation example for Wire Guide Module & end cap assemblies






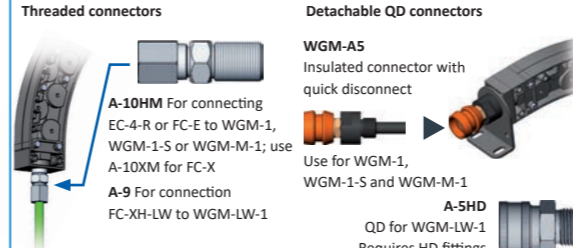

<h3>45° Wire Guide Modules</h3> <p><b>WGM-1</b> For solid wire up to 2 mm</p> <p><b>WGM-1-S</b> For cored and stainless wire up to 2 mm</p> <p><b>WGM-LW-1</b> For large wire 2.4 mm – 4 mm</p> 	<h3>90° Mini Guide Module®</h3> <p>152 mm</p> <p>Allows tight 90° turns for solid wires up to 1.3 mm</p> <p><b>WGM-M-1</b> Uses same end caps as WGM-1</p> 	<h3>End Cap connectors</h3> <p>Each kit includes one A and one B end cap</p> <p><b>WGM-ECK-50</b> Use for WGM-1, WGM-1-S and WGM-M-1</p> <p><b>WGM-LW-ECK-50</b> For WGM-LW-1</p> <p>End Cap A End Cap B</p> 	<h3>Face mount bracket kit</h3> <p>Allows 360° directional adjustment</p> <p><b>WGM-A-10BK</b> Add WGM-A5 or order WGM-2-BRKT for insulated connections</p> 
---	--	---	---

<h3>Conduits &amp; Fittings</h3> <p><b>EC-4</b> (7.6 mm I.D.) Fittings: A-16F-4 or A-10C-H</p> <p><b>EC-5</b> (10.2 mm I.D.) Fittings: A-16F-5 or A-10R</p>	<h3>Wire Wizard® polymer conduit</h3> <p><b>A-16F-#</b> Screw-on Fitting <b>WGM-A5</b> All modules except WGM-LW-1</p> <p>Guide Module® End Cap</p> <p><b>A-10##</b> Compression <b>Quick Disconnect A-5</b> with WGM insert</p> 	<h3>Conduits &amp; Fittings</h3> <p><b>FC-X</b> (6.1 mm I.D.) Fitting: A-10C-X with WGM-A5 A-10XM without WGM-A5</p> <p><b>FC-XH</b> (7.4 mm I.D.) Fitting: A-10R</p> <p><b>FC-XH-LW</b> (10 mm I.D.) Fitting: A-9R-HD (with A-5HD) A-9 (without A-5HD)</p>	<h3>Wire Wizard® extra flexible conduit</h3> <p><b>A-10##</b> Compression <b>WGM-A5</b> All modules except WGM-LW-1</p> <p>Guide Module® End Cap</p> <p>Swaged Fitting (pre-cut only)</p> <p><b>A-9R-HD</b> Quick Disconnect A-5HD for WGM-LW-1 only</p> 
---	--	---	--

<h3>Cell wall mounting kit</h3> <p>Single-Sided</p> <p><b>WGM-WK-1-1</b></p> 	<h3>Cell wall mounting kit</h3> <p>Double-Sided</p> <p><b>WGM-WK-2-1</b></p> 	<h3>Adjustable wall mount bracket</h3> <p><b>WGM-WK-1-3</b> Adjustable for up to 76 mm thick walls</p> 	<h3>Floor mounting bracket</h3> <p><b>WGM-FLM</b> Modules maybe attached to one or both sides</p> 
---	--	---	---





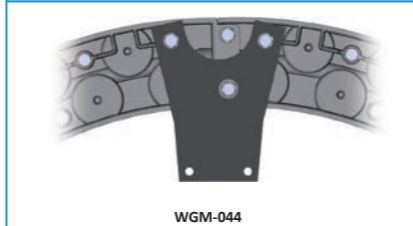



<h3>Guide Module® stand</h3> <p>Optional swivel with 90° module</p> <p>Direct Pull Kit WWDP</p> <p>Drum or Wood Reel</p> <p>Guide Module® Stand <b>WGM-PFA-STAND</b> Includes stand and one adjustable extension arm</p> <p>Wire Pilot® Feed Assist option</p> <p><b>WGM-A-10BK</b></p> <p>Wire Spool option <b>WGM-PFA-STAND-SPOOL</b></p> <p>Adjustable height from 1.3 – 2.2 m</p> <p>Adjustable arm length from 102 – 483 mm</p> 	<h3>L-Bracket mounting kit</h3> <p><b>WGM-LBM-BRKT</b></p> 	<h3>360° Union adapter kit</h3> <p>Allows dual 360° directional adjustment</p> <p><b>WGM-UAK</b> Includes Bracket</p> <p>Union kit assembly</p> 
---	--	---

<h3>Conduit connector options</h3> <p><b>Threaded connectors</b></p> <p><b>A-10HM</b> For connecting EC-4-R or FC-E to WGM-1, WGM-1-S or WGM-M-1; use A-10XM for FC-X</p> <p><b>A-9</b> For connection FC-XH-LW to WGM-LW-1</p> <p><b>Detachable QD connectors</b></p> <p><b>WGM-A5</b> Insulated connector with quick disconnect</p> <p>Use for WGM-1, WGM-1-S and WGM-M-1</p> <p><b>A-5HD</b> QD for WGM-LW-1 Requires HD fittings</p> 	<h3>Insulated face mount bracket</h3> <p>Allows 360° directional adjustment</p> <p><b>WGM-2-BRKT</b></p> 	<h3>Drum hood mounting kit</h3> <p><b>WGM-DK</b></p> 	<h3>Direct pull inlet</h3> <p><b>WGM-DP-LW</b> Includes ceramic inlet — will not shave wire</p> 
--	--	--	---

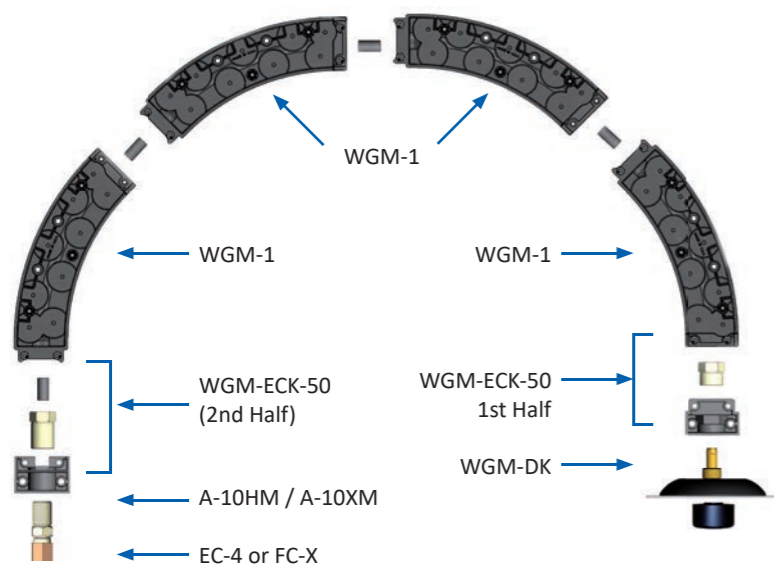
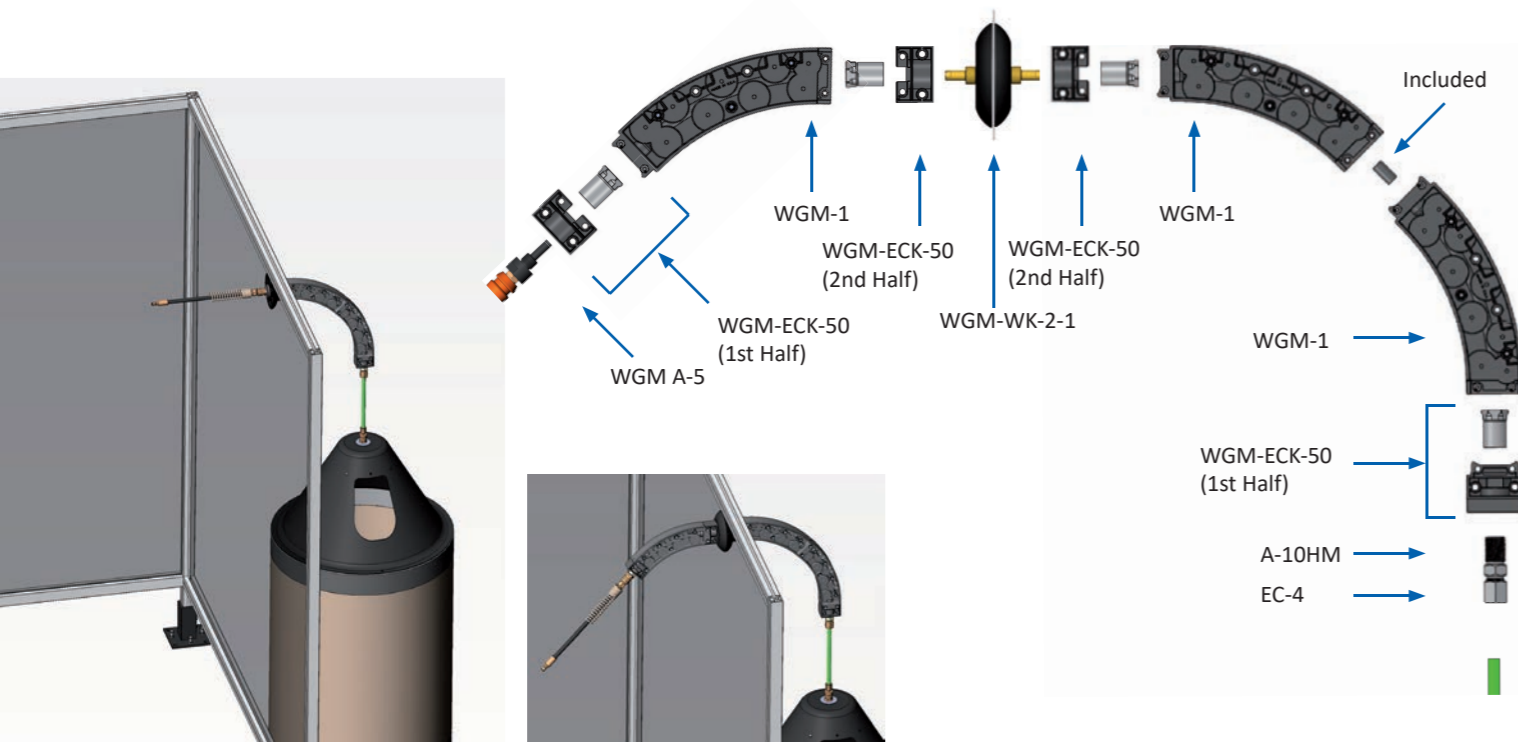
<h3>Male disconnect fittings</h3> <p><b>WGM-049</b> Male fitting for WGM-1, WGM-1-S and WGM-M-1</p> <p><b>WGM-LW-049</b> Fitting for WGM-LW-1</p> 	<h3>Bracket mounted swivel kit</h3> <p>Module Connection</p> <p><b>WGM-SW-BM</b> Includes WGM-A-10BK style bracket</p> 	<h3>Hood swivel kit</h3> <p>Allows 360° rotation on top of drum cover.</p> <p><b>WGM-HSK</b></p> 	<h3>Module / feeder swivel kits</h3> <p><b>WGM-MSK</b> Creates 360° rotation point between two modules</p> 	<h3>Feed assist kit</h3> <p><b>WGM-PFA-AK</b> for the Wire Pilot® Feed Assist</p> 
---	--	--	--	---

<h3>45° Hanging bracket Kit</h3> <p><b>WGM-1-BRKT</b></p> 	<h3>90° Hanging bracket Kit</h3> <p><b>WGM-1-90-BRKT</b> <b>WGM-LW-BRKT</b> for WGM-LW-1</p> 	<h3>Feeder inlet mount kit</h3> <p>Mounts to feeder through bracket or panel</p> <p><b>WGM-IK</b> Excludes bracket</p> <p>Sample installation on bracket</p> 
--	---	---

<h3>Pivoting adjustable extension arms</h3> <p>Both arms pivot upward to allow easy wire feeding from drums and reels</p> <p><b>WGM-EA-10</b> Extends 254 mm – 457 mm</p> <p><b>WGM-EA-20</b> Extends 508 mm – 914 mm</p> <p>Conduit and fittings sold separately</p> 	<h3>Turn table module adapter</h3> <p>Secures Modules to Wire Wizard® Turn Table</p> <p><b>WGM-4-BRKT</b> Compatible with WGM-1, WGM-1-S and WGM-LW-1</p> 
---	---

<h3>Weld-on or bolt-on mounting bracket</h3> <p><b>WGM-044</b></p> 	<h3>Support bracket</h3> <p><b>WGM-021</b></p> 	<h3>Slotted support bracket</h3> <p><b>WGM-024</b></p> 	<h3>45° Angle support bracket</h3> <p><b>WGM-025</b></p> 
--	--	--	--

## Installation example



Application:  
Automotive production plant  
Drums at first floor above robotic installation

Data before modification		Data after modification	
Distance drum to feeder :	6,6 Meter	Distance drum to feeder:	6,6 Meter
Set-up:	Cheap plastic liner only	Set-up:	FC-X Liner + 180 module
Pull test:	Varying 3,5 - 7,0 Kg	Pull test:	constant 0,35 Kg
Feeder power:	0,7 Ampere	Feeder power:	0,15 Ampere
Maintenance:	Changing liner once in two weeks	Maintenance:	Free of maintenance for over three years



## Flex module cable chain

The FLEX Module follows the same proven Wire Wizard design and is tailored for welding applications with automated tracks, gantries, and booms. Built from modular segments with ball-bearing rollers, it minimizes friction and drag, ensuring reliable, low-maintenance wire feeding. It can be used both in tracks and as a standalone module, mounted horizontally or vertically. Suitable for wires from 0.8 mm to 1.6 mm.



Description	Part No.
Wire Guide FLEX Module per Meter	WGM-F-B
Wire Guide FLEX Module End Cap Kit - 1/4" NPT-F	WGM-F2-ECK

### Compact Module 90



WGM-C1  
IN: 1/4" female thread  
OUT: 1/4" female thread

Choose one of the connectors with a 1/4" thread to connect these compact modules.



The compact 90 module is only available in 90 degree angle and made as complete unit including end caps and connectors.

For cost- and spacesaving rollers are only made at the inner curve of the module.

#### Attention:

These compact modules cannot be built together with the regular modules and are mainly used at wire feeder entrance in case of tight robotic weld cells.



# Submerged Arc Welding



SAW Conduits

## Spiral Conduits

	Article	Dimensions	Connector	Wire	Order	Coil
	FC-XH	7,5 x 15,50 mm	A-10R	1,6 - 2,4 mm	Per mtr	30,5 mtr
	FC-XH-LW	10,0 x 19,00 mm	A-9+A6 or A9 + A6 HD	2,4 - 4,8 mm	Per mtr	30,5 mtr
Polymer Conduits						
	EC-5	10,0 x 15,20 mm	A-10R	1,6 - 5,0 mm	Per mtr	152 mtr

## HD Connector with large bayonet

Specially for the large wire diameters used in Submerged Arc Welding, Wire Wizard developed a range of connectors with a larger bayonet design. These HD connectors provide a wider feed-through than standard connectors, preventing the passage from becoming a bottleneck in the system. Using these heavy-duty connectors also helps to avoid wire shaving inside the connector.



A-9R-HD  
Heavy duty bayonet



A-14BK-LW  
2 x A4HD  
1 x A14LW  
1 x A14 B


HD Combinations	
	A-9R-HD To connect FC-XH-LW
	A-4HD + A-1DSPFA To use as outlet at PFA-unit
	WWTT-DP-LW

## Mechanical turn tables



WWTT-500  
WWTT-500 W + Wheels

Length x Width = 76x66cm  
Weight: 64,5 kg  
Max. Load : 500 Kg  
Max Dia 66 cm



With single PFA for 2,0 to 2,8 mm  
PFA-union connector A1DS-PFA-U  
With double PFA for 3,2 to 5,0 mm (WWPFA3D)



Removable guide arm  
for easy drum change




Bracket for mounting PFA-unit at turn table  
Part # WWTT-PBS



## PFA-3 unit for SAW

WWPFA3LW



A-4HD+ A1-DSPFA or A-1BC-HD



A1-CSPFA  
Turn table



PFA-FRL



PFA-oil



1 mt hose

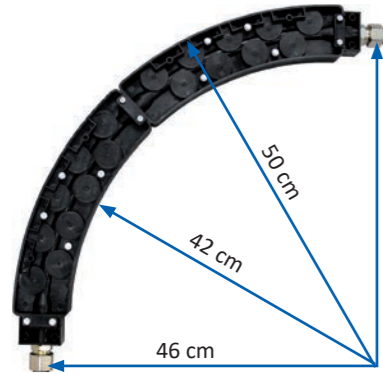
All items above are included in the standard set

## Drive Rolls for PFA-3 unit SAW

PFA feed rollers U-Groove	Part No.
U-Groove Feed roll 2,0mm p.p.	PFADR20
U-Groove Feed roll 2,4mm p.p.	PFADR24
U-Groove Feed roll 3,2mm p.p.	PFADR32
U-Groove Feed roll 4,0mm p.p.	PFADR40



## Wire Guide Modules for large wire



- Up to 5,0mm wire
- Steel ball-bearing rollers
- Eliminate friction in bends
- Eliminate slipping feed motor
- Easy connected with conduit

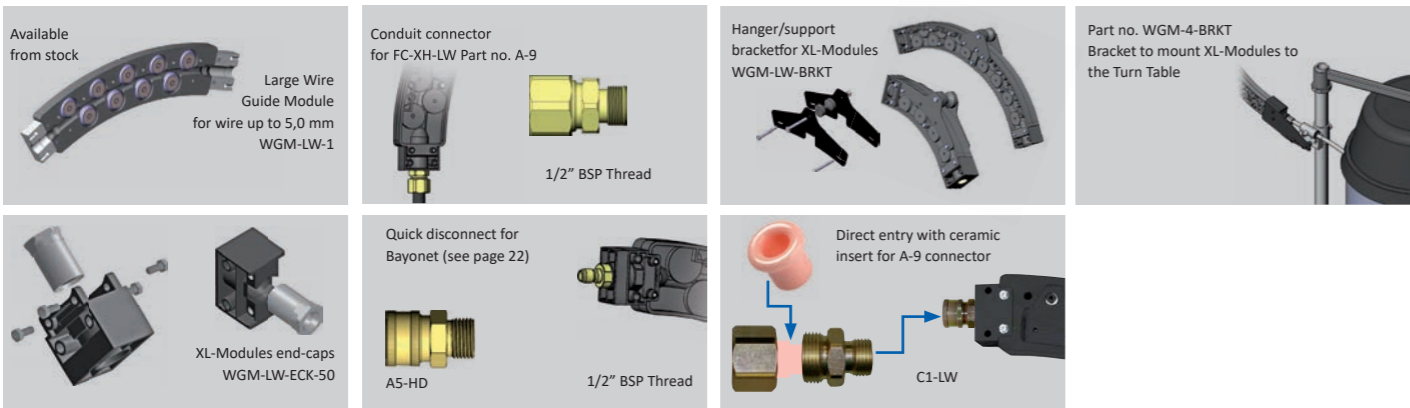
Modules can be used in combination with PFA-unit



LW-Modules in use

- 2 x WGM-LW-1
- 1 X WGM-LW-ECK50
- 2 x A-9
- FC-XH-LW Conduit

## Wire Guide Modules accessoires



## Flex module cable chain

Featuring the same proven concept as the fixed-radius Wire Wizard Guide Modules, the Guide Module FLEX System is designed for welding applications with a traversing axis, gantry, or boom. The FLEX uses ball-bearing rollers to eliminate sliding friction on the wire, ensuring smooth and consistent feeding. It can be mounted externally to select igus® track systems or used as a standalone module, both horizontally and vertically.



Large FLEX Modules are compatible with steel wires from 1.6 mm to 4.0 mm, making them suitable for SAW welding applications. End caps (sold separately) have 12.7 mm NPT-F threads to fit Large Guide Module fittings. Patent pending design.

Description	Part No.
Wire Guide FLEX Module LW per Meter	WGM-F-LW-B
Wire Guide FLEX Module LW End Cap Kit - 1/2" BSP-F	WGM-F-LW-ECK

# Non-Stop Wire Dispensing

## Butt Welder for submerged arc wire

Weld wire diameters up to 5 mm with ease. Feeding a new wire can be time-consuming, especially with the large wire diameters used in submerged arc welding. During this time, production is halted. With this compact, hand-held butt welder, the wire ends can be joined quickly and securely. Once the weld is made, the feeder motor automatically continues the process, allowing welding to resume much faster than before.

CE-Marking  
240 Volt/50Hz  
Weight: 14 Kg  
Range: 2,4 - 5,0 mm



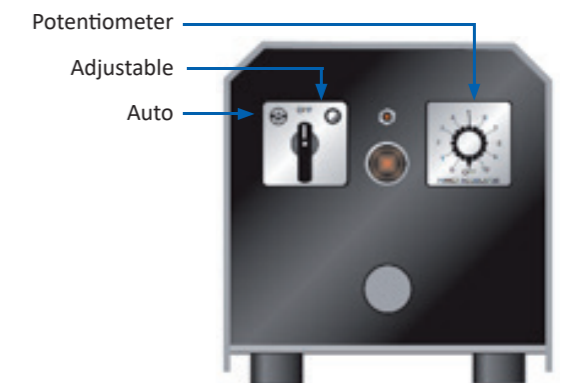
WW-BW-LW



Special cutter to cut wire with straight edges



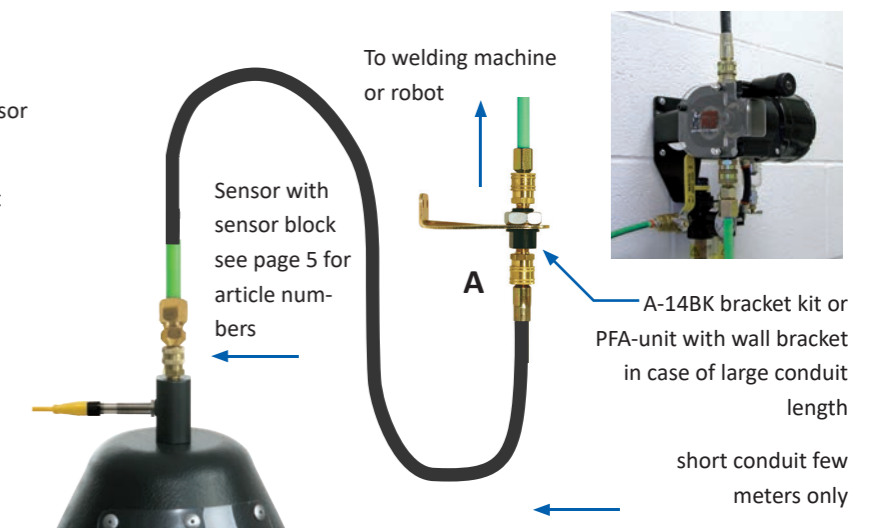
BWWP-LW




## End-less wire by using wire detection sensor

How it works

- Step 1 Drum is empty and wire end passes the sensor
- Step 2 The sensor signals stops the welding
- Step 3 Disconnect conduit at "A" and place Cone at the new drum
- Step 4 Feed the new wire through the conduit
- Step 5 Weld the old wire end to the new wire end with the butt welder
- Step 6 Push the overlength into the drum and connect the conduit again at "A"
- Step 7 Start welding again



# Non-Stop Wire Dispensing



### How?

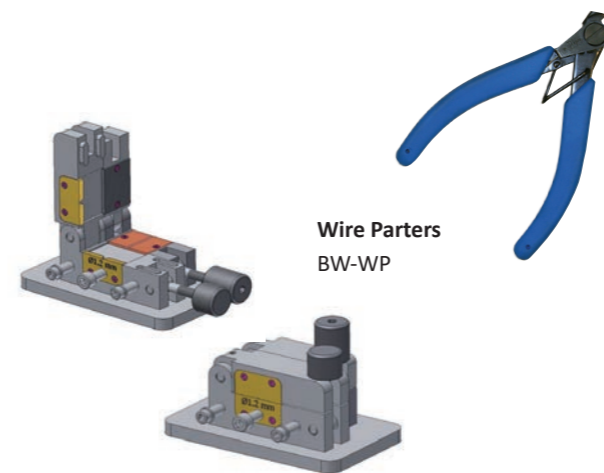
Changing drums usually means downtime. Not with an endless wire system. The wire from the new, full drum is connected to the end of the wire in the current drum. When the first drum runs empty, the wire automatically transfers to the new drum and welding continues without interruption.

### Why?

- No downtime during drum changes or feeding new wire.
- No half-finished products or burn-backs caused by wire ends.
- Increased production and process efficiency.

## What do we need?


Special drums	Frame to position drums	Special wire cutter
<p>1</p> <p>End-less drums with 'start' and 'end' both in the top of the drum and labeled</p>	<p>2</p> <p>Frame to position the drums underneath the swing</p>	<p>3</p> <p>To cut the wire off with straight ends to make a proper weld</p>
Butt welder	Wire dresser	Gage block
<p>4</p> <p>Butt Welder to weld the two ends of the wire together</p>	<p>5</p> <p>Tool to clean the weld, can be a dresser or mini grinder</p>	<p>6</p> <p>Check if the weld is properly cleaned and fit the contact tip</p>



Wire Parters BW-WP

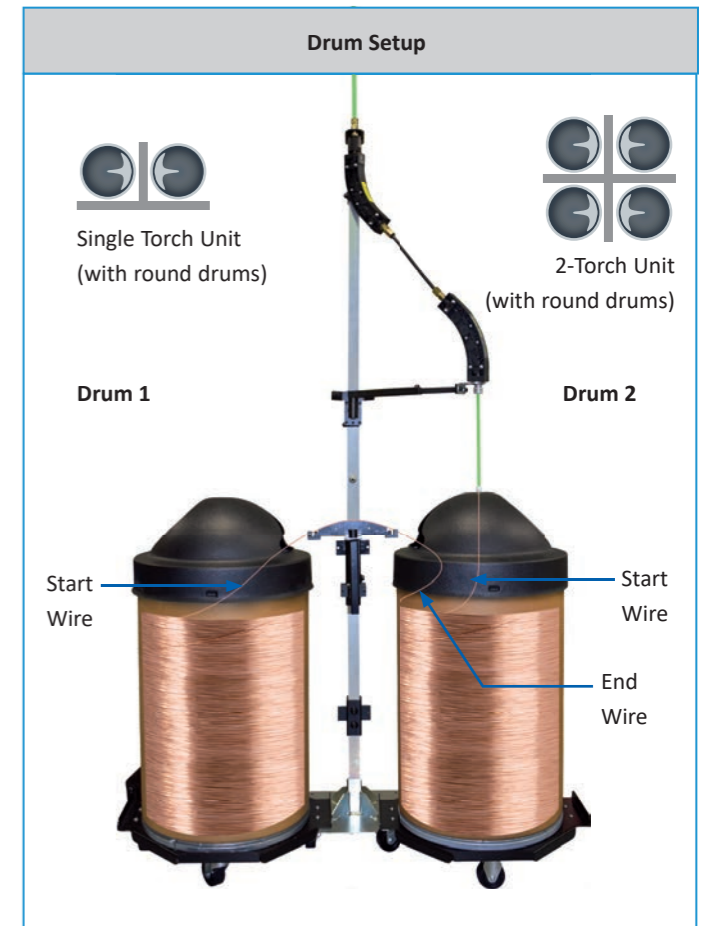
### Wire Dresser

1,0mm BW-WD10  
1,2mm BW-WD12  
Pulls the welded wire through a set of cutting blades of exact size to strip off the weld-bur



Gage-Block WW-GB

With wire gage for 1,0/1,2/1,4/1,6mm



## Butt Welder for solid and flux cored wire

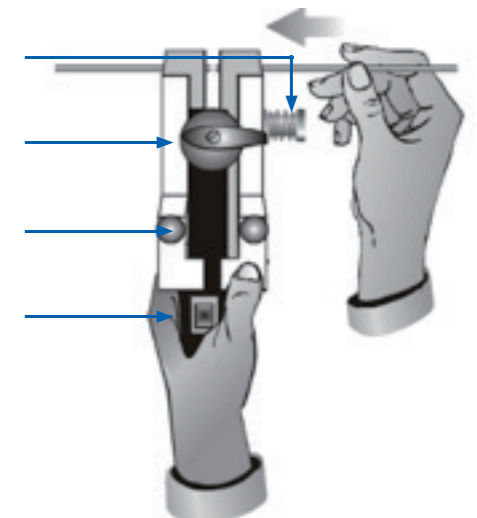


Adjust mech. pressure

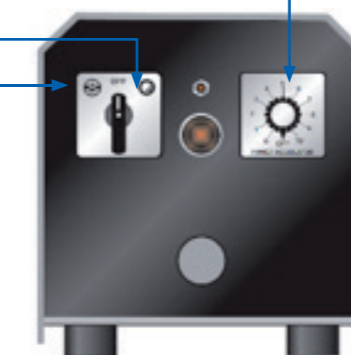
Adjust welding stroke

Wire clamps

Switch



Potentiometer  
Adjustable power  
Auto (full power)



WWBW

CE-Marking  
240 Volt / 50 Hz  
Weight: 13 Kg  
Range 1,0 mm - 2,0mm

# Anti-Spatter Solutions

## Spatter Shield – A New Approach to Anti-Spatter

### What is Spatter Shield?

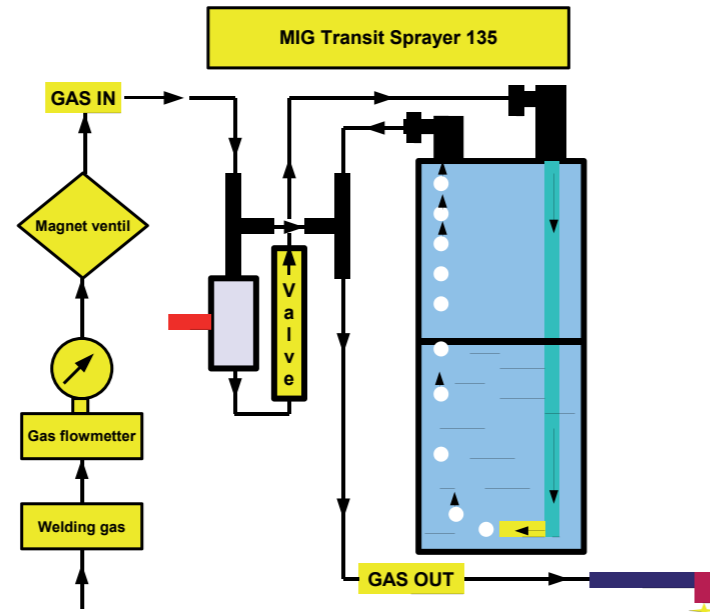
Spatter Shield introduces a new approach to anti-spatter protection:

- Traditionally, the workpiece was protected from spatter.
- Now, the spatter itself is prevented from sticking to the workpiece.

### How does it work?



The Spatter Shield unit contains a special fluid that is atomised into the shielding gas. This fine mist forms a protective layer around the spatter, preventing it from adhering to the workpiece, tooling, or jig. The same layer also protects the torch components.

The unit is easy to install, and one 70 ml bottle of fluid can be used for welding up to 250 kg of wire. It is suitable for mild steel and stainless steel, but not for aluminium.



The benefits of Spatter Shield:

- Less or no post-treatment of the workpiece.
- Fewer cleaning cycles needed for the torch.
- Longer lifetime of torch consumables.
- Extended lifetime of jigs and tooling.
- A cleaner weld cell due to reduced fluid usage.
- Increased production output.



### Connections

For easy connection just cut the existing hose and plug the ends to the hose connectors. The unit is self-powered and uses gas flow only.

### Fluid

The refill bottle has the capacity to weld up to 250 Kg of welding wire.

WW-SSFW



### Regulator

With the regulator the amount of atomised mist can be adjusted.

### Mounting kit

For easy mounting to robot or welding machine. The swing keeps the unit in vertical position.

## Traditional anti-spatter

For traditional anti-spatter use, Wire Wizard offers the Blue Magic range of products. This cost-effective and environmentally safe solution delivers excellent performance, even in high-temperature applications.

Key features:

- Non-flammable and free from harmful chemicals.
- Biodegradable with a low pH level.
- Contains no silicone.
- Excellent paint-over properties.

More products available on request or via our website



### Blue magic™ concentrate

To avoid high freight costs, Blue Magic™ is also available as a concentrate. This concentrate is supplied in 19-liter jerrycans and can be diluted with de-ionized water to produce up to 200 liters of Blue Magic anti-spatter.

Blue Magic™ Concentrate  
EAS1000-CC

## Blue Magic™

Discription	Part No.
1 Liter Bottle	EAS1000-C32
3,8 Liter Bottle	EAS1000-C1
19 Liter Jerrycan	EAS1000-C5
200 Liter Jerrycan	EAS1000-C

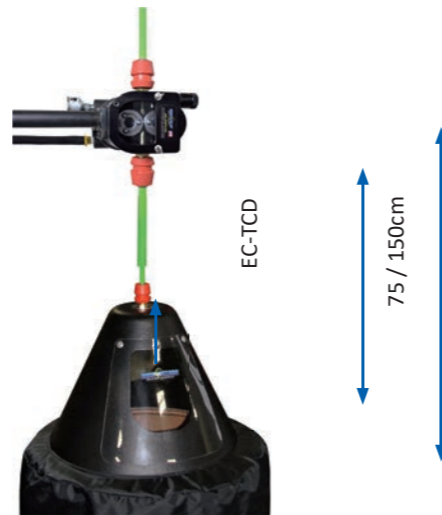
# Support Equipment

## Universal stand for PFA and Module Mounting




Wire Wizard offers a solution for stand-alone drums. This stand allows the modules or PFA to be mounted above the drum without requiring support from the cell wall.

Because no equipment is mounted on the drum cone, drums can be changed easily. The stand is supplied with one arm and can be extended with additional arms or a spool holder.



Make changing drums easy with this telescoping liner: simply disconnect it from the drum hood and slide the conduit upwards.

Part No.	Description
WW-US	Universal Stand + arm
WW-USA	Additional Arm
WW-USSH	Spool-holder + bracket



## Retractable conduit balancers & hangers

conduit balancer



- Prevent your conduit for getting hooked up and get broken
- Avoid sharp bends in your conduit causing feeding failures



1-2 Kg = RCH-2  
2-4 Kg = RCH-4  
6-8 Kg = RCH-8

conduit hanger

CHH-22 = 56 cm Wide  
made of steel

CHH-10 = 25 cm Wide  
made of steel

Larger sizes at request available for weights up to and over 100 Kg



CHH-8P = 20 cm Wide  
Made of aluminium  
+ Metal Shackle



CHH-5P = 14 cm Wide  
Made of plastic  
+ Metal Shackle

# CE-MARKED Handling Equipment

## Drum lifter with safety hooks

CE-certified

- Designed for ECO-Drums
- Usable with straps or handles
- Capacity: 453 Kg
- Weight 8 / 9 Kg



## Drum lifter with clamps

CE-certified

- Spring loaded clamp holds drum firmly in place
- For fiber or steel drums
- Accepts diameters from 47 cm to 66 cm

Weight : 11,4 kg  
Capacity : 453 kg



NOTE: Drum rim must be within 25 mm of the top of the drum.  
Content weight must not exceed the drum manufacturers' packing limit.  
Drums must be closed with lids properly sealed.

## Heavy duty drum dolly round

- Non-conductive wheels
- 7,5 cm Textile wheels
- HD Roller bearings
- Easy movable
- Deck height 12 cm
- Capacity: 500 Kg
- Weight 10,5 Kg



FDD-21  
Up to 53 cm

## Heavy duty drum dolly reversable



Small set-up  
At FDD-MD = up to 54 cm  
At FDD-MD-LD = up to 64 cm



Large set-up  
At FDD-MD = up to 64 cm  
At FDD-MD-LD = up to 76 cm


FDD-MD = 54/64 cm  
FDD-MD-LD = 64/76 cm

- Deck usable in two ways
- Non-conductive wheels
- 7,5 cm Textile wheels
- HD Roller bearings
- Easy movable
- Deck height 11 cm
- Capacity: 544 Kg
- Weight 10,5 / 13,5 Kg

# Gas equipment

## Adjustable gas savers

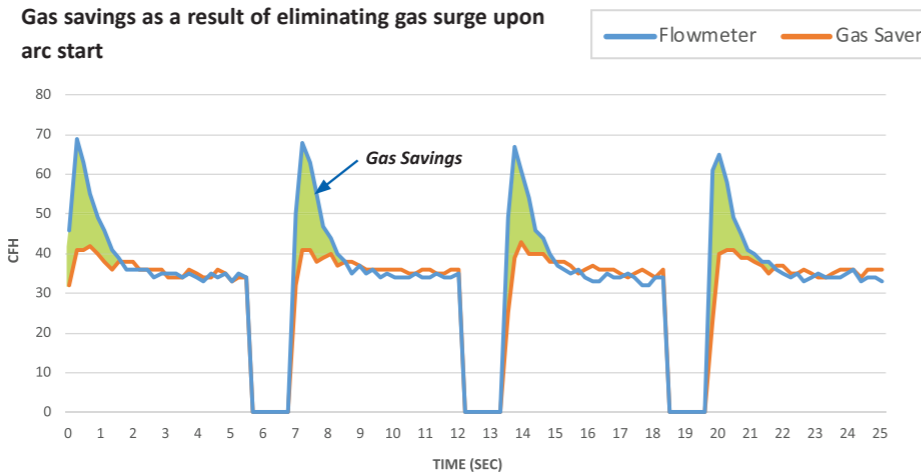
Wire Wizard Adjustable Gas Savers reduce gas consumption and allow precise fine-tuning of inert gas flow. The unit limits gas surges at arc starts, while the built-in screen prevents blockages. After installation, manufacturers typically achieve around 35% gas savings, with some reporting reductions of up to 50% in inert gas usage.



<b>GFJ-ADJ-A</b> 5/8"-18 Male x 5/8"-18 Female	<b>GFJ-ADJ-B</b> 1/4"-18 Male NPT x 5/8"-18 Female NPT	<b>GFJ-ADJ-C</b> 1/4"-18 Male NPT x 1/4"-18 Female NPT	<b>GFJ-ADJ-D</b> 1/4"-19 Male BSPP x 1/4"-19 Female BSPP
--	--	--	--

- Reduces gas consumption by limiting gas surge at arc starts; the integrated screen also prevents blockages.
- Adjustable valve provides full control of gas flow – particularly beneficial for facilities with long bulk gas delivery systems where pressure drops may occur.

Gas savers are available for both the inlet and outlet side of the gas solenoid.



## Gas Flow Switch EL-RVMU

- Detects if gas flow is too high or too low
- Switches off in case of gas flow error
- Usable as normally open or closed
- Flow range 0,5-25 Ltr / min
- 1/8 Thread connection
- 24 VDC – max 55mA



EL-RVMU

## Digital Gas Flow Sensors



WC-1-GS-1

Measures and monitors gas flow volume in CFH or LPM, including gas surges and total gas usage (can also function as a totalizer). Pre-calibrated for most common shielding gas mixtures. A standalone version is available.



EL-GMP

Measures precise gas flow at the gas cup or in the main gas line. It is pre-calibrated for all common shielding gas mixtures and includes a totalizer option to monitor total gas usage. The unit features an RS-232 serial output and operates on a 9-volt battery.

This hand-held flow meter measures the actual gas flow (l/min) directly at the gas cup. It uses a floating ball for a quick and simple reading, and the flexible hose makes it easy for the operator to take measurements on different torches.

EL-GFM



# Support equipment

## Wire feed sensors

This hand-held, battery-operated tachometer accurately measures wire speed in meters per minute or meters per hour. It allows the HHSS to be used for calibrating your wire feeder. The HHSS also includes a totalizer function to measure the total amount of wire in meters or centimeters, which is useful for tracking wire usage during a specific period — for example, to determine the amount of wire required to weld a product.



HHSS-12 obtaining measurement at the torch end

### Additional features:

- Suitable for wire diameters from 0.8 to 3.2 mm.
- Rugged aluminum housing with a Delrin wire guide head.
- Displays wire speed with an automatic floating decimal point.

## Digital wire feed sensor

The Wire Tracker™ Digital Wire Monitor offers a straightforward way to monitor and track wire usage in robotic or semi-automatic MIG welding applications. It can be mounted in-line for continuous 24/7 monitoring or used as a portable device to check wire usage per weld and wire feed speed.

The unit provides an accurate method for measuring and totalizing wire consumption, as well as verifying feed speed. With the optional Feed Motor Current Sensor, it can also detect potential wire delivery issues.




WC-1WS-5

## Wire draw gauge, model WWPT

The electronic WWPT is designed to accurately measure the draw weight of any welding wire diameter being pulled through the conduit. This helps the operator determine if the conduit needs replacement by assessing the strain the wire places on the feed motor. The device is hand-held and powered by a 9-volt battery.

### Additional features:

- Averages 10 pulls of wire and stores the highest draw value.
- Measures in both metric and imperial units at the touch of a button.
- Easy-to-read 5-digit LCD display.
- Ergonomic, durable plastic housing.



WWPT Wire draw gauge

## Non-flammable drum covers


Wire Wizard fire-resistant drum covers reduce the risk of cardboard drums catching fire when positioned near or inside the weld cell. These covers provide an added layer of safety and are available for round, square, and octagonal drums.

Shape	Size	Part No.
Round/ Octagon	53 cm	DC-21R
Round/ Octagon	60 cm	DC-24R
Square	54 cm	DC-21S
Square	62 cm	DC-24S




# The art of wire feeding

[www.wire-wizard.eu](http://www.wire-wizard.eu)



Distributed locally by



**WIRE WIZARD**  
WELDING PRODUCTS

[sales@wire-wizard.eu](mailto:sales@wire-wizard.eu)  
[www.wire-wizard.eu](http://www.wire-wizard.eu)

2026-03